


**DIESEL AIR-COOLED  
KD350 (Single Cylinder) 6.7 HP (5 kW)**

Description	Old Spec Number	Model	Spec. No.	List Price	Approx. Ship Wt. (lb.)	
<b>Standard Features:</b>						
<ul style="list-style-type: none"> <li>• 1" Diameter Integral Keyed Shaft (Ext 4)</li> <li>• Internal Oil Filter</li> <li>• Dry Type Air Cleaner</li> <li>• Inline Fuel Filter</li> <li>• 4.3 L Fuel Tank</li> <li>• Muffler w/Guard</li> <li>• 3600 rpm</li> <li>• SAE J609a Flanges A/B</li> <li>• Manual Throttle and Stop Controls</li> <li>• Tier 4 compliant (Hand start provision)</li> <li>• Recoil Start</li> </ul>						
			KD350	KD350-1001	\$1,802.10	120
<b>Standard Features Plus:</b>						
<ul style="list-style-type: none"> <li>• 12 Volt Electric Start</li> <li>• Control Panel with Integral Voltage Regulator</li> <li>• Electronic Shutdown Fuel Valve</li> <li>• Safety Shutdown for Low Oil Pressure</li> <li>• 12A Alternator</li> </ul>						
			KD350	KD350-2001	\$2,169.86	120
<b>Standard Features Plus:</b>						
<ul style="list-style-type: none"> <li>• Generator Crankshaft (Ext 6 long taper)</li> </ul>						
			KD350	KD350-3001	\$1,847.60	120
<b>Standard Features Plus:</b>						
<ul style="list-style-type: none"> <li>• 12 Volt Electric Start</li> <li>• Control Panel with Integral Voltage Regulator</li> <li>• Electronic Shutdown Fuel Valve</li> <li>• Safety Shutdown for Low Oil Pressure</li> <li>• 12A Alternator</li> <li>• Generator Crankshaft (Ext 6 long taper)</li> </ul>						
			KD350	KD350-4001	\$2,717.89	120
<b>Standard Features Plus:</b>						
<ul style="list-style-type: none"> <li>• 5/8" Threaded Crankshaft (Ext 7)</li> </ul>						
			KD350	KD350-5001	\$1,847.60	120
<b>Standard Features Plus:</b>						
<ul style="list-style-type: none"> <li>• 12 Volt Electric Start</li> <li>• Control Panel with Integral Voltage Regulator</li> <li>• Electronic Shutdown Fuel Valve</li> <li>• Safety Shutdown for Low Oil Pressure</li> <li>• 12A Alternator</li> <li>• 5/8" Threaded Crankshaft (Ext 7)</li> </ul>						
			KD350	KD350-6001	\$2,171.89	120
<b>Standard Features Plus:</b>						
<ul style="list-style-type: none"> <li>• 3/4" Crankshaft (Ext 3)</li> </ul>						
			KD350	KD350-7001	\$1,847.60	120
<b>Standard Features Plus:</b>						
<ul style="list-style-type: none"> <li>• 12 Volt Electric Start</li> <li>• 12A Alternator</li> <li>• Control Panel with Integral Voltage Regulator</li> <li>• Electronic Shutdown Fuel Valve</li> <li>• Safety Shutdown for Low Oil Pressure</li> <li>• 3/4" Crankshaft (Ext 3)</li> </ul>						
			KD350	KD350-8002	\$2,171.89	120




**DIESEL AIR-COOLED  
KD420 (Single Cylinder) 9.8 HP (7.3 kW)**

Description	Model	Spec. No.	List Price	Approx. Ship Wt. (lb.)
<b>Standard Features:</b> <ul style="list-style-type: none"> <li>• 1" Diameter Integral Keyed Shaft (Ext 4)</li> <li>• Counter Balance Shaft</li> <li>• Internal Oil Filter</li> <li>• Dry Type Air Cleaner</li> <li>• Inline Fuel Filter</li> <li>• 5 L Fuel Tank</li> <li>• Muffler w/Guard</li> <li>• 3600 rpm</li> <li>• SAE J609a Flange B</li> <li>• Manual Throttle and Stop Controls</li> <li>• EGR (Exhaust Gas Recirculation)</li> <li>• Tier 4 compliant (Hand start provision)</li> <li>• Recoil Start</li> </ul>	KD420	KD420-1001	\$2,063.76	125
				
<b>Standard Features Plus:</b> <ul style="list-style-type: none"> <li>• 12 Volt Electric Start</li> <li>• 20 Amp Alternator, Control Panel</li> <li>• Electronic Shutdown Fuel Valve</li> <li>• Safety Shutdown for Low Oil Pressure</li> </ul>	KD420	KD420-2001	\$2,509.59	125
<b>Standard Features Plus:</b> <ul style="list-style-type: none"> <li>• 12 Volt Electric Start</li> <li>• 20 Amp Alternator</li> <li>• Control panel with auto glow plug timer</li> <li>• Electronic Shutdown Fuel Valve</li> <li>• Safety Shutdown for Low Oil Pressure</li> <li>• Glow plugs (cold start aid)</li> </ul>	KD420	KD420-2101	\$2,602.50	125
<b>Standard Features Plus:</b> <ul style="list-style-type: none"> <li>• 1" Threaded Crankshaft (Ext 9)</li> </ul>	KD420	KD420-3001	\$2,118.63	125
<b>Standard Features Plus:</b> <ul style="list-style-type: none"> <li>• 12 Volt Electric Start</li> <li>• 12A Alternator, Control Panel with Integral Voltage Regulator</li> <li>• Manual shut down</li> <li>• 1" Threaded Crankshaft (Ext 9)</li> </ul>	KD420	KD420-4001	\$2,504.20	125
<b>Less:</b> Safety Shutdown for Low Oil Pressure				
<b>Standard Features Plus:</b> <ul style="list-style-type: none"> <li>• 12 Volt Electric Start</li> <li>• 12A Alternator, Control Panel with Integral Voltage Regulator</li> <li>• Manual shut down</li> <li>• Conical Crankshaft (short taper)</li> </ul>	KD420	KD420-5001	\$2,287.37	125
<b>Less:</b> Safety Shutdown for Low Oil Pressure				
<b>Standard Features Plus:</b> <ul style="list-style-type: none"> <li>• 12 Volt Electric Start</li> <li>• 12A Alternator, Control Panel with Integral Voltage Regulator</li> <li>• Electronic Shutdown Fuel Valve</li> <li>• Safety Shutdown for Low Oil Pressure</li> <li>• Generator Crankshaft (Ext 6 long taper)</li> <li>• Fuel Lift Pump</li> </ul>	KD420	KD420-6001	\$2,565.02	125
<b>Less:</b> fuel tank				

**DIESEL AIR-COOLED  
KD420 (Single Cylinder) 9.8 HP (7.3 kW)**

<b>Description</b>	<b>Model</b>	<b>Spec. No.</b>	<b>List Price</b>	<b>Approx. Ship Wt. (lb.)</b>
<b>Standard Features Plus:</b>				
<ul style="list-style-type: none"> <li>• 12 Volt Electric Start</li> <li>• 12A Alternator, Control Panel with Integral Voltage Regulator</li> <li>• Electronic Shutdown Fuel Valve</li> <li>• Safety Shutdown for Low Oil Pressure</li> <li>• Generator Crankshaft (Ext 6 long taper)</li> <li>• Fuel Lift Pump</li> <li>• Glow plugs (cold start aid)</li> </ul>				
<b>Less: fuel tank</b>	<b>KD420</b>	<b>KD420-6101</b>	<b>\$2,654.15</b>	<b>125</b>
<b>Standard Features Plus:</b>				
<ul style="list-style-type: none"> <li>• 12 Volt Electric Start</li> <li>• 20 Amp Alternator, Control Panel</li> <li>• Electronic Shutdown Fuel Valve</li> <li>• Safety Shutdown for Low Oil Pressure</li> <li>• Fuel Lift Pump</li> </ul>				
<b>Less: fuel tank</b>	<b>KD420</b>	<b>KD420-7002</b>	<b>\$2,523.23</b>	<b>125</b>


**DIESEL AIR-COOLED  
KD425-2 (Twin Cylinder) 18.8 HP (14 kW)**

Description	Old Spec Number	Model	Spec. No.	List Price	Approx. Ship Wt. (lb.)
<b>Standard Features:</b>					
<ul style="list-style-type: none"> <li>• 12 Volt Starter with 16 Amp Alternator</li> <li>• Electric Control Panel</li> <li>• Glow Plugs (Cold Start Aid)</li> <li>• Low Oil Pressure Safety Shutdown</li> <li>• Electronic Shutdown Fuel Valve</li> <li>• Lube Oil Filter with Cooler</li> <li>• Dry Type Air Cleaner</li> <li>• Fuel Filter</li> <li>• Standard Mounting Feet</li> <li>• Muffler with Guard</li> <li>• Throttle &amp; Stop Control Lever</li> <li>• 3600 rpm</li> </ul>					
					
<b>Standard Features Plus:</b>					
Standard Industrial Spec					
• 1-1/8" Keyed Shaft w 7.0" Flange					
	KD425-2	KD4252-1001		\$4,401.50	117
<b>Standard Features Plus:</b>					
Standard Industrial Spec					
• 1-1/8" Keyed Shaft w 7.0" Flange					
Less: Exhaust Manifold					
Less: Exhaust Muffler					
	KD425-2	KD4252-1101		\$4,347.37	117
<b>Standard Features Plus:</b>					
Generator Spec					
• SAE J609 Type B Metric Adapter					
	KD425-2	KD4252-2001		\$4,394.51	117
<b>Standard Features Plus:</b>					
Hydraulic Spec					
• Hydraulic Flange & Pump Drive SAE 2A-9T					
	KD425-2	KD4252-3001		\$4,664.11	117


**DIESEL AIR-COOLED  
KD477-2 (Twin Cylinder) 17.2 HP (12.8 kW)**

Description	Old Spec Number	Model	Spec. No.	List Price	Approx. Ship Wt. (lb.)
<b>Standard Features:</b>					
<ul style="list-style-type: none"> <li>• 12 Volt Starter with 18 Amp Alternator</li> <li>• Deluxe Electric Control Panel</li> <li>• Glow Plugs (Cold Start Aid)</li> <li>• Safety Shutdown for Low Oil Pressure</li> <li>• Electronic Shutdown Fuel Valve</li> <li>• Oil Filter</li> <li>• Muffler with Guard</li> <li>• Oil Bath Air Cleaner w Pre-cleaner</li> <li>• Fuel Filter</li> <li>• Throttle &amp; Stop Control Lever</li> <li>• Standard Mounting Feet</li> <li>• 2700 rpm</li> </ul>					
					
<b>Standard Features Plus:</b>					
Standard Industrial Spec					
• 1-1/8" Keyed Shaft w 7.0" Flange		KD477-2	KD4772-1001	\$4,448.93	245
<b>Standard Features Plus:</b>					
Hydraulic Pump Spec					
• SAE 2A-9T (Installed)		KD477-2	KD4772-2001	\$4,620.91	245
<b>Standard Features Plus:</b>					
Standard Industrial Spec					
• SAE 5 housing and 6 1/2" flywheel		KD477-2	KD4772-3001	\$4,456.02	245


**DIESEL AIR-COOLED  
KD625-2 (Twin Cylinder) 25.2 HP (18.8 kW)**

Description	Model	Spec. No.	List Price	Approx. Ship Wt. (lb.)
<b>Standard Features:</b>				
<ul style="list-style-type: none"> <li>• 12 Volt Starter with 18 Amp Alternator</li> <li>• Electric Control Panel</li> <li>• Oil Bath Air Cleaner w/Pre-cleaner</li> <li>• Manifold Horizontal Muffler</li> <li>• Lube Oil Filter</li> <li>• Fuel Filter</li> <li>• Electronic Shutdown Fuel Valve</li> <li>• Manual Throttle &amp; Stop Lever Control</li> <li>• Group 8 housing &amp; flywheel</li> <li>• Fuel Lift Pump</li> <li>• Standard Engine Mounting Feet</li> <li>• 3000 rpm</li> </ul>				
				
<b>Standard Features Plus:</b>				
	KD625-2	KD6252-1001	\$4,702.50	290
<b>Standard Features Plus:</b>				
<ul style="list-style-type: none"> <li>• Dry type HD air cleaner canister (loose)</li> <li>• Intake manifold with A/C hose adapter</li> </ul>				
Less: Exhaust Manifold				
Less: Exhaust Muffler	KD625-2	KD6252-1101	\$4,639.35	290
<b>Standard Features Plus:</b>				
<ul style="list-style-type: none"> <li>• With 10 L Fuel Tank</li> <li>• 14 A Alternator</li> </ul>				
Less: Electronic Shutdown Fuel Valve	KD625-2	KD6252-2001	\$4,873.12	290

**DIESEL LIQUID-COOLED  
KDW702 (Twin Cylinder) 16.8 HP (12.5 kW)**


Description	Old Spec Number	Model	Spec. No.	List Price	Approx. Ship Wt. (lb.)
<b>Standard Features:</b>					
<ul style="list-style-type: none"> <li>• Mounted Top Tank Radiator</li> <li>• Radiator Fan Guard</li> <li>• Mounted Air Cleaner</li> <li>• Muffler</li> <li>• Muffler Guard</li> <li>• 12 Volt Electric Starter Motor with 45 Amp External Alternator</li> <li>• Glow Plugs</li> <li>• Fuel Filter</li> <li>• Electronic Shutdown Fuel Valve</li> <li>• Mounting Feet</li> <li>• Mounted Control Panel</li> <li>• Safety shutdown for low oil pressure, high coolant temp, and alternator charge</li> </ul>					
					
<b>Standard Features Plus:</b>					
<ul style="list-style-type: none"> <li>• High Speed 3600 RPM</li> <li>• Puller Fan</li> </ul>					
• Group 8 housing and flywheel	KDW702	KDW702-1001		\$4,577.98	260
<b>Standard Features Plus:</b>					
<ul style="list-style-type: none"> <li>• 7 mm back plate</li> </ul>					
• SAE 5 housing and 6 1/2" flywheel	KDW702	KDW702-1101		\$4,467.25	235
<b>Standard Features Plus:</b>					
<ul style="list-style-type: none"> <li>• Low Speed 1800 RPM</li> <li>• Pusher Fan</li> </ul>					
• SAE 5 housing and 6 1/2" flywheel	KDW702	KDW702-2001		\$4,619.95	260
<b>Standard Features Plus:</b>					
<ul style="list-style-type: none"> <li>• Gen Speed 3600 RPM</li> <li>• Pusher Fan</li> </ul>					
• SAE 5 housing and 6 1/2" flywheel	KDW702	KDW702-4001		\$4,619.95	260
<b>Standard Features Plus:</b>					
<ul style="list-style-type: none"> <li>• Fan to Flywheel High Speed 3600 RPM</li> <li>• Puller Fan</li> <li>• 12 Volt Electric Starter Motor with 45 Amp external Alternator</li> <li>• Manual Shutdown</li> <li>• 7 mm back plate</li> <li>• Canister Air Cleaner (loose)</li> <li>• less radiator</li> <li>• less Muffler</li> <li>• less Control Panel</li> </ul>					
	KDW702	KDW702-1201		\$4,246.56	150

**DIESEL LIQUID-COOLED  
KDW1003 (3 Cylinder) 26.1 HP (19.5 kW)**


Description	Model	Spec. No.	List Price	Approx. Ship Wt. (lb.)
<b>Standard Features:</b>				
<ul style="list-style-type: none"> <li>• Mounted Top Tank Radiator</li> <li>• Radiator Fan Guard</li> <li>• Mounted Air Cleaner</li> <li>• Muffler</li> <li>• Muffler Guard</li> <li>• 12 Volt Electric Starter Motor with 45 Amp External Alternator</li> <li>• Glow Plugs</li> <li>• Fuel Filter</li> <li>• Electronic Shutdown Fuel Valve</li> <li>• Mounting Feet</li> <li>• Mounted Control Panel</li> <li>• Safety shutdown for low oil pressure, high coolant temp, and alternator charge</li> </ul>				
				
<b>Standard Features Plus:</b>				
<ul style="list-style-type: none"> <li>• High Speed 3600 RPM</li> <li>• Puller Fan</li> <li>• Group 8 housing and flywheel</li> </ul>				
	KDW1003	KDW1003-1001	\$4,893.18	320
<b>Standard Features Plus:</b>				
<ul style="list-style-type: none"> <li>• 7 mm back plate</li> </ul>				
	KDW1003	KDW1003-1101	\$4,779.51	295
<b>Standard Features Plus:</b>				
<ul style="list-style-type: none"> <li>• Low Speed 1800 RPM</li> <li>• Pusher Fan</li> <li>• SAE 5 housing and 6 1/2" flywheel</li> </ul>				
	KDW1003	KDW1003-2001	\$4,893.18	320
<b>Standard Features Plus:</b>				
<ul style="list-style-type: none"> <li>• Gen Speed 3600 RPM</li> <li>• Pusher Fan</li> <li>• SAE 5 housing and 6 1/2" flywheel</li> </ul>				
	KDW1003	KDW1003-3001	\$4,893.18	320
<b>Standard Features Plus:</b>				
<ul style="list-style-type: none"> <li>• Fan to Flywheel High Speed 3600 RPM</li> <li>• Puller Fan</li> <li>• 12 Volt Electric Starter Motor with 45 Amp external Alternator</li> <li>• Manual Shutdown</li> <li>• 7 mm back plate</li> <li>• Canister Air Cleaner (loose)</li> <li>• less radiator</li> <li>• less Muffler</li> <li>• less Control Panel</li> </ul>				
	KDW1003	KDW1003-1201	\$4,513.24	190




**DIESEL LIQUID-COOLED  
KDW1404 (4 Cylinder) 34.9 HP (26 kW)**

Description	Model	Spec. No.	List Price	Approx. Ship Wt. (lb.)
<b>Standard Features:</b>				
<ul style="list-style-type: none"> <li>• Mounted Top Tank Radiator</li> <li>• Radiator Fan Guard</li> <li>• Mounted Air Cleaner</li> <li>• Muffler</li> <li>• Muffler Guard</li> <li>• 12 Volt Electric Starter Motor with 45 Amp External Alternator</li> <li>• Glow Plugs</li> <li>• Fuel Filter</li> <li>• Electronic Shutdown Fuel Valve</li> <li>• Mounting Feet</li> <li>• Mounted Control Panel</li> <li>• Safety shutdown for low oil pressure, high coolant temp, and alternator charge</li> </ul>				
<b>Standard Features Plus:</b>				
<ul style="list-style-type: none"> <li>• High Speed 3600 RPM</li> <li>• Puller Fan</li> <li>• Group 8 housing and flywheel</li> </ul>	KDW1404	KDW1404-1001	\$6,034.95	350
<b>Standard Features Plus:</b>				
<ul style="list-style-type: none"> <li>• Low Speed 1800 RPM</li> <li>• Pusher Fan</li> <li>• SAE 5 housing and 6 ½" flywheel</li> </ul>	KDW1404	KDW1404-2001	\$6,034.95	350
<b>Standard Features Plus:</b>				
<ul style="list-style-type: none"> <li>• Gen Speed 3600 RPM</li> <li>• Pusher Fan</li> <li>• SAE 5 housing and 6 ½" flywheel</li> </ul>	KDW1404	KDW1404-3001	\$5,727.37	350


**DIESEL LIQUID-COOLED  
KDW1603 (3 Cylinder) 40.2 HP (30 kW)**

Description	Old Spec Number	Model	Spec. No.	List Price	Approx. Ship Wt. (lb.)
<b>Standard Features:</b>					
<ul style="list-style-type: none"> <li>• Mounted Top Tank Radiator               <ul style="list-style-type: none"> <li>• Radiator Fan Guard</li> <li>• Mounted Air Cleaner</li> <li>• Muffler</li> <li>• Muffler Guard</li> </ul> </li> <li>• 12 Volt Electric Starter Motor with 45 Amp External Alternator</li> <li>• Glow Plugs</li> <li>• Fuel Filter</li> <li>• Electronic Shutdown Fuel Valve</li> <li>• Mounting Feet</li> <li>• Mounted Control Panel</li> <li>• Safety shutdown for low oil pressure, high coolant temp, and alternator charge</li> </ul>					
					
<b>Standard Features Plus:</b>					
<ul style="list-style-type: none"> <li>• High Speed 3000 RPM</li> <li>• Puller Fan</li> </ul>					
• Group 5 housing and flywheel		KDW1603	KDW1603-1001	\$6,325.30	488
<b>Standard Features Plus:</b>					
<ul style="list-style-type: none"> <li>• Low Speed 1800 RPM</li> <li>• Pusher Fan</li> </ul>					
• SAE 5 housing and 7 1/2" flywheel		KDW1603	KDW1603-2001	\$6,461.65	488

**DIESEL LIQUID-COOLED  
KDW2204 (4 Cylinder) 51 HP (38 kW)**

Description	Old Spec Number	Model	Spec. No.	List Price	Approx. Ship Wt. (lb.)
<b>Standard Features:</b>					
<ul style="list-style-type: none"> <li>• Mounted Top Tank Radiator</li> <li>• Radiator Fan Guard</li> <li>• Mounted Air Cleaner</li> <li>• Muffler</li> <li>• Muffler Guard</li> <li>• 12 Volt Electric Starter Motor with 45 Amp External Alternator</li> <li>• Glow Plugs</li> <li>• Fuel Filter</li> <li>• Electronic Shutdown Fuel Valve</li> <li>• Mounting Feet</li> <li>• Mounted Control Panel</li> <li>• Safety shutdown for low oil pressure, high coolant temp, and alternator charge</li> </ul>					
					
<b>Standard Features Plus:</b>					
<ul style="list-style-type: none"> <li>• High Speed 3000 RPM</li> <li>• Puller Fan</li> </ul>					
• Group 5 housing and flywheel		KDW2204	KDW2204-1001	\$7,599.14	550
<b>Standard Features Plus:</b>					
<ul style="list-style-type: none"> <li>• Low Speed 1800 RPM</li> <li>• Pusher Fan</li> </ul>					
• SAE 5 housing and 7 ½" flywheel		KDW2204	KDW2204-2001	\$7,762.95	550

**DIESEL LIQUID-COOLED  
KDW2204T (4 Cylinder) 64.4 HP (48 kW)**

Description	Old Spec Number	Model	Spec. No.	List Price	Approx. Ship Wt. (lb.)
<b>Standard Features:</b>					
<ul style="list-style-type: none"> <li>• Turbo charged</li> <li>• Mounted Top Tank Radiator</li> <li>• Radiator Fan Guard</li> <li>• Mounted Air Cleaner</li> <li>• Muffler</li> <li>• Muffler Guard</li> <li>• 12 Volt Electric Starter Motor with 45 Amp External Alternator</li> <li>• Glow Plugs</li> <li>• Fuel Filter</li> <li>• Electronic Shutdown Fuel Valve</li> <li>• Mounting Feet</li> <li>• Mounted Control Panel</li> <li>• Safety shutdown for low oil pressure, high coolant temp, and alternator charge</li> </ul>					
					
<b>Standard Features Plus:</b>					
<ul style="list-style-type: none"> <li>• Low Speed 1800 RPM</li> <li>• Pusher Fan</li> <li>• SAE 5 housing and 7 1/2" flywheel</li> </ul>					
		KDW2204T	KDW2204T-2001	\$8,624.09	576